




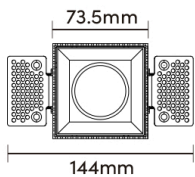


FEATURES

- Fixed.
- Trimless.
- There are four color anti-glare reflectors optional.
- Suitable for regular MR16 (49.8mm) engine/module/bulb.

Packaging

Box Dimensions	L163 x W82 x H67mm
Box Net Weight	0.213Kg
Box Gross Weight	0.260Kg
Carton Dimensions	L425 x W340 x H355 mm/50 PCS
Carton Net Weight	10.67Kg
Carton Gross Weight	13.61Kg



Norming LED Module Options

Gen1 Module		Gen2 Module									
Model		<div>Optical options</div> Model	01 HEL	02 HER	03 LPL	04 LGL	05 ADL	06 AWW	07 DAWW	08 TWW	
MD01-06/09/13/17	●	MD10-06	●	●	●	●	●				
MD02-06/09/13/17	●	MD10-09	●	●	●	●	●	○	○	○	
MD04-06/13	●	MD10-10	●	●	○	●	●	○	○	○	
MD05-06/13	●	MD10-13	●	●	●	●	●	○	○	○	
MD06-09	●	MD10-18	●	●	○	●	●	○	○	○	
MD07-09	●	MD11-08	●	●	●	●	●				
MD09-04/08	●	MD11-10	●	●	●	●	●	○	○	○	
MD12-09	●	MD14-06	●								
MD16-06/09/13/17	●	MD15-08	●	●	●	●	●				
MD17-06/09/13/17	●	MD15-10	●	●	●	●	●	○	○	○	
SL01-05	●	MD18-13	●	●	●	●	●				

- Compatible
○ Non-Compatible

ECLIPSE CONSEIL

Siège : +33 (1) 79 30 48 19- Showroom Paris : +33 (1) 78 95 50 14 - Mob : +33 (6) 87 82 12 04
Siège social : 7 rue Prudent Neel 92500 Rueil-Malmaison - Showroom : 1 rue Dulong 75017 PARIS