

éclipse
conseil
LIGHTING SENSITIVITY

FLEXIBLE PANEL SERIES

WHITE | TUNABLE WHITE
RGB | RGBW/RGB+WN | SPI




Light chasing, color gradient, animation video etc. can be realized



Ideal for the backlight of the showcase, signage light box, background wall, and ceiling light



WHITE



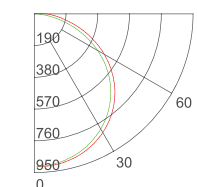
H150-W-FN-H2835T-200-24

- Adopt single-sided FPC, flexible and cuttable
- Long run with no lumen drop
- Create rich lighting effects via controller
- Support PWM, DMX, 0-10V, DALI dimming



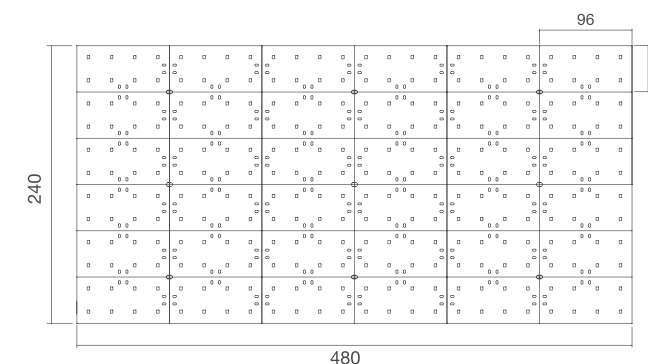
BASIC PARAMETERS

Size: 480X240mm
Input Voltage: DC24V
LED Qty: 200 LED/pc
Max Run: 4pcs



PROFILE DRAWINGS

Unit: mm



OPTICAL & ELECTRICAL PARAMETERS

Model No.	Voltage	CRI	Light Color	CCT	LM/pcs	LM/W	W/pcs
H150-W-FN-H2835T-200-24	24V DC	>90/95	W	4000K	2628/2124	146/118	18


ACCESSORIES




XH-2Y Power cable



XH-2Y Joint line



Screw



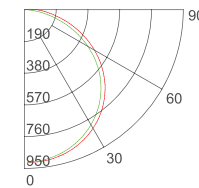
H150-WN-TN-2835-324-24

- Adopt single-sided FPC, flexible and cuttable
- Long run with no lumen drop
- Lighting effects and brightness adjustable via build-in controller
- IP22&IP64 available
- CCT support customization




BASIC PARAMETERS

Size: 480X240mm
 Input Voltage: DC24V
 LED Qty: 324 LED/pc
 Max Run: 4pcs



PROFILE DRAWINGS



Unit: mm

OPTICAL & ELECTRICAL PARAMETERS

Model No.	Voltage	Ra	Light Color	CCT	LM/pcs	LM/W	W/pcs
H150-WN-TN-2835-324-24	24V DC	>80	W	2700K	1425	110	13
			N	6500K	1555	120	13
			W+N	4500K	2980	115	26

ACCESSORIES




XH-3Y Power cable



XH-3Y Jumper



Screw



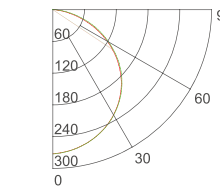
H150-RGB-TN-4040-162-24

- RGB in one 4040 LED
- Satisfy high density and slim application requirements
- Flexible PCB for proper bending and versatile use
- Long service life with great lumen maintenance
- Achieve rich lighting effects via controller




BASIC PARAMETERS

Size: 480X240mm
 Input Voltage: DC24V
 LED Qty: 162 LED/pc
 No Brightness Difference MAX: 4pcs



PROFILE DRAWINGS



Unit: mm

OPTICAL & ELECTRICAL PARAMETERS

Model No.	Voltage	Ra	Light Color	CCT/Color Available	LM/pcs	LM/W	W/pcs
H150-RGB-TN-4040-162-24	24V DC	/	R	615-630nm	272	28	9.72
			G	515-530nm	564	58	9.72
			B	460-470nm	117	12	9.72
			RGB	100000K	962	33	29.16

ACCESSORIES




XH-4Y Power cable



XH-4Y Jumper



Screw



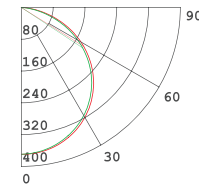
H150-RGBW-TN-F5050-162-24

- 4in1 with colors of red, green, blue and white
- Flexible and cuttable every 80.0*53.3mm
- Long lifespan with great lumen maintenance
- Create rich lighting effects via controller
- Dimmable with PWM technology

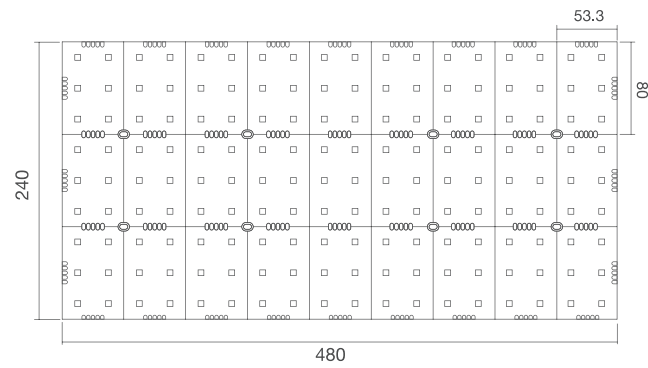


BASIC PARAMETERS

Size: 480X240mm
 Input Voltage: DC24V
 LED Qty: 162 LED/pc
 Max Run: 4pcs



PROFILE DRAWINGS



Unit: mm

OPTICAL & ELECTRICAL PARAMETERS

Model No.	Voltage	Ra	Light Color	CCT/Color Available	LM/pcs	LM/W	W/pcs
H150-RGBW-TN-F5050-162-24	24V DC	>80	W	3000K	583	90	6.48
		/	R	620-630nm	169	26	6.48
		/	G	515-530nm	480	74	6.48
		/	B	460-470nm	97	15	6.48
		/	RGBW	100000K	1218	47	25.92

ACCESSORIES




XH-4Y Power cable



XH-4Y Jumper



Screw



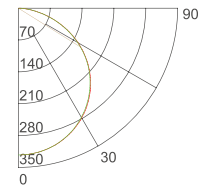
H150-RGB+W-TN-42T-576-24

- Good flexibility and suitable for curved surface
- Long lifespan with great lumen maintenance
- Create rich color effects via controller
- Can be cut to any shapes




BASIC PARAMETERS

Size: 610X305mm
 Input Voltage: DC24V
 LED Qty: 576 LED/pc
 Standard Series Connection: 2pcs



PROFILE DRAWINGS



Unit: mm

OPTICAL & ELECTRICAL PARAMETERS

Model No.	Voltage	Ra	Light Color	CCT/Color Available	LM/pcs	LM/W	W/pcs
H150-RGB+W-TN-42T-576-24	24V DC	>90	W	4000K	1094	95	11.5
		/	R	620-630nm	345	30	11.5
		/	G	515-530nm	979	85	11.5
		/	B	460-470nm	207	18	11.5
		/	RGBW	100000K	2580	56	46.1

ACCESSORIES



XH-5Y Power cable




XH-5Y Jumper



Screw

H150-RGB+W+N-TN-522-864-24

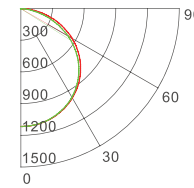


- Good flexibility and suitable for curved surface
- Support PWM, 0-10V, DALI dimming
- Can be cut to any shapes
- Multiple specifications, support customization



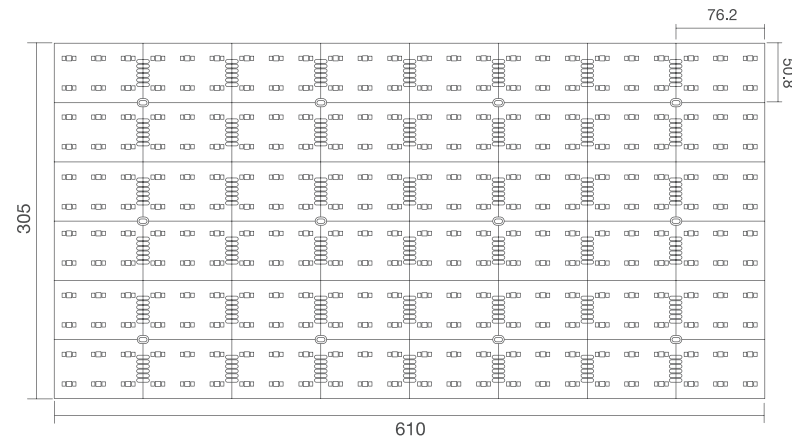
BASIC PARAMETERS

Size: 610X305mm
 Input Voltage: DC24V
 LED Qty: 864 LED/pc
 Standard Series Connection: 2pcs



PROFILE DRAWINGS

Unit: mm



OPTICAL & ELECTRICAL PARAMETERS

Model No.	Voltage	Ra	Light Color	CCT/Color Available	LM/pcs	LM/W	W/pcs
H150-RGB+W+N-TN-522-864-24	24V DC	>90	W	2700K	1047	91	11.52
			N	9000K	1240	108	11.52
H150-RGB+W+N-TN-522-864-24	24V DC	/	R	620-630nm	245	30	8.06
			G	520-535nm	981	121	8.06
			B	460-475nm	196	24	8.06
			WN	/	2207	95	23.04
			RGB	/	1368	56	24.19
			RGB+WN	/	3364	71	47.23

ACCESSORIES




XH-6Y Jumper



Screw

H150-D3-TN-4040-288-24-RGB-D

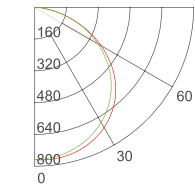


- USC5603A IC
- FPC material, flexible and bendable
- Easy mounted by adhesive tape or screws
- Customizable in size, color, power, and logo, etc
- To achieve rich lighting effects via controller
- Controller MR502 is suggested
- Multiple specifications, support customization



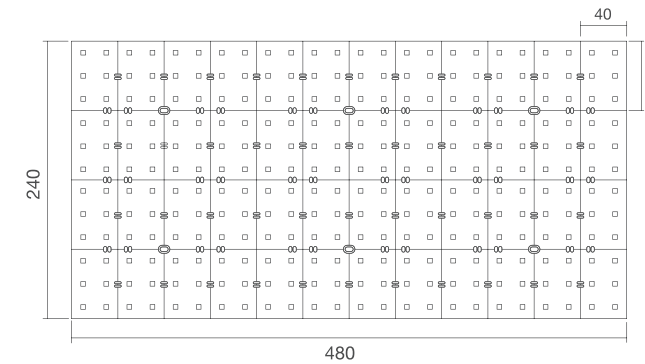
BASIC PARAMETERS

Size: 480X240mm
 Input Voltage: DC24V
 LED Qty: 288 LED/pc
 Max Run: 2pcs



PROFILE DRAWINGS

Unit: mm



OPTICAL & ELECTRICAL PARAMETERS

Model No.	Voltage	Ra	Light Color	CCT/Color Available	LM/pcs	LM/W	W/pcs
H150-D3-4040-288-24-D	24V DC	/	R	620-630nm	548	15	31
			G	515-530nm	1525	41	31
			B	460-470nm	330	9	31
			RGB	/	2343	28	72

DIGITAL CONTROLLER



SP-105E



BV-502

ACCESSORIES




XH-2Y Power cable



IPEX terminal line



Screw



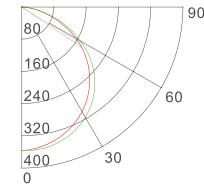
H150-D4-TN-42-240-24-RGB+W

- Using flexible FPC material, bending available
- Adopt XH-2Y connector and IPEX terminal to separate the signal input from the power supply
- Good lumen maintenance, long chip life
- Every 12leds can be cut
- To achieve rich lighting effects via controller
- The controller is recommended to use SP105E/MR502, etc
- SPI signal control, does not support PWM dimming
- Multiple specifications, support customization

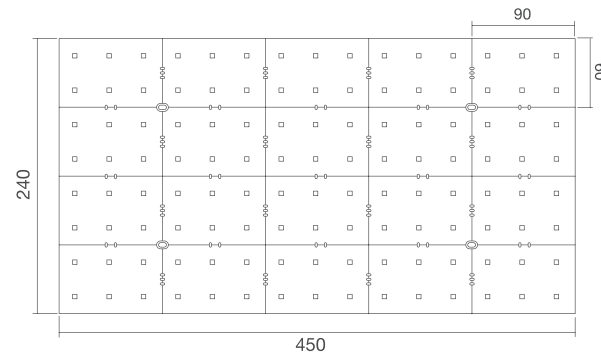


BASIC PARAMETERS

Size: 450X240mm
 Input Voltage: DC24V
 LED Qty: 240 LED/pc
 Max Run: 3pcs



PROFILE DRAWINGS



Unit: mm

OPTICAL & ELECTRICAL PARAMETERS

Model No.	Voltage	Ra	Light Color	CCT/Color Available	LM/pcs	LM/W	W/pcs
H150-D4-42-240-24	24V DC	/	W	6500K	873	72	12
			R	620-630nm	309	25	12
			G	515-530nm	644	52	12
			B	460-470nm	145	12	12
			RGB	/	1066	37	29
			RGBW	/	/	/	/

DIGITAL CONTROLLER



SP-105E



BV-502

ACCESSORIES



XH-2Y Power cable



IPEX terminal line



Screw

POWER SUPPLY



XLG-75

Input Voltage:100 ~ 305VAC
 Output Voltage:12/24 VDC
 Power:96W
 Certificates:cRUus,CE,RoHS
 Size:220x96x38.8mm



XLG-100

Input Voltage:90 ~ 305 VAC
 Output Voltage:12/24/36/48 VDC
 Power:120W
 Certificates:cRUus,CE,RoHS
 Size:220x96x38.8mm



XLG-150

Input Voltage:90~305 VAC
 Output Voltage:12/24/36/48 VDC
 Power:150W
 Certificates:cRUus,CE,RoHS
 Size:220x96x38.8mm



HLG-100H

Input Voltage:90~305 VAC
 Output Voltage:24/36/48 VDC
 Power:96W
 Certificates:cRUus,CE,RoHS
 Size:220x96x38.8mm



HLG-120H

Input Voltage:90 ~ 305 VAC
 Output Voltage:12/24/36/48 VDC
 Power:120W
 Certificates:cRUus,CE,RoHS
 Size:220x96x38.8mm



HLG-150H

Input Voltage:90~305 VAC
 Output Voltage:12/24/36/48 VDC
 Power:150W
 Certificates:cRUus,CE,RoHS
 Size:220x96x38.8mm



HLG-185H

Input Voltage:90 ~ 305 VAC
 Output Voltage:12/24/36/48 VDC
 Power:185W
 Certificates:cRUus,CE,RoHS
 Size:220x96x38.8mm



HLG-240H

Input Voltage:90~305 VAC
 Output Voltage:12/24/36/48 VDC
 Power:240W
 Certificates:cRUus,CE,RoHS
 Size:220x96x38.8mm



HLG-320H

Input Voltage:90 ~ 305 VAC
 Output Voltage:12/24/36/48 VDC
 Power:320W
 Certificates:cRUus,CE,RoHS
 Size:220x96x38.8mm

ECLIPSE CONSEIL

Siège : +33 (1) 79 30 48 19- Showroom Paris : +33 (1) 78 95 50 14 - Mob : +33 (6) 87 82 12 04
Siège social : 7 rue Prudent Neel 92500 Rueil-Malmaison - Showroom : 1 rue Dulong 75017 PARIS