



LONG RUN SERIES

Max run up to 100m with no light
difference

Waterproof treatment up to 100m

Cost-effective to install


CCT and RGB for option



LONG RUN SERIES



LN-2835T-XX-XX



Color Available

IP Rating	IP22(N)	IP64(WF)	IP65(W5)	IP67(WT)	IP67(WHE)	IP68(WE)	IP68(WTS/WTU)
Graphical							
PCB Width(mm)	10 12	10 12	10 12	10 12	10 12	10 12	10 12

DC 24/36V 5 yrs warranty

Note: the length of WT and WTS/WTU better within 10m

Optical & Electrical Parameters

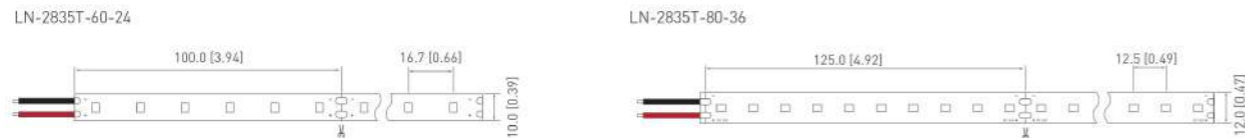
Model No.	Voltage(V DC)	Light Color	CCT(K)	CRI	Luminous Flux(lm/m)	Efficacy(lm/W)	Power(W/m)
LN-2835T-60-24	24	W	4000	90/95+	230/204	96/85	2.4
LN-2835T-80-36	36				580/513	112/99	5.18

Other Parameters

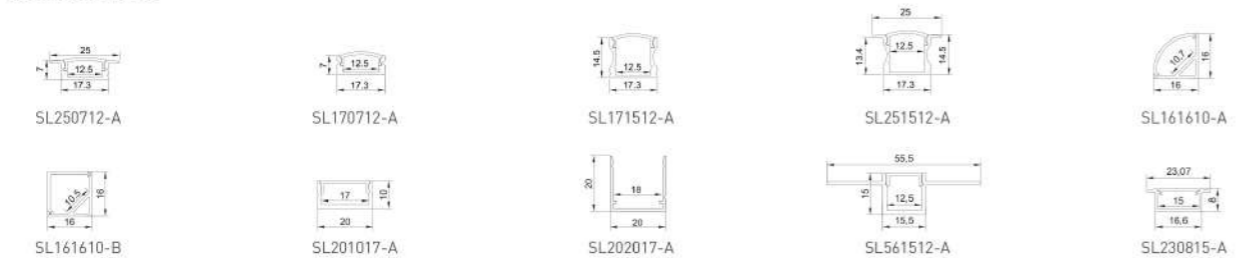
Model No.	LED QTY(pcs/m)	Max Run(m/inch)	Min Cuttable Length(mm/inch)	Standard Packing Size/Reel L*W(mm/inch)
LN-2835T-60-24	60	50.0[1968.50]	100.0[3.94]	5000X10 [1968.50X0.39]
LN-2835T-80-36	80			5000X12 [1968.50X0.47]

Profile Drawings

Length Unit : mm/inch



Aluminum Profile



LONG RUN SERIES



LN-2835A-XXX-24



IP Rating	IP22(N)	IP64(WF)	IP65(W5)	IP67(WT)	IP67(WHE)	IP68(WE)	IP68(WTS/WTU)
Graphical							
PCB Width(mm)	10	10	10	10	10	10	10

DC 24V 5 yrs warranty

Optical & Electrical Parameters

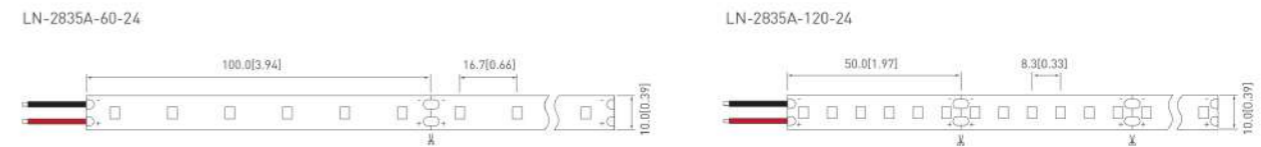
Model No.	Voltage(V DC)	Light Color	CCT(K)	Ra	Luminous Flux(lm/m)	Efficacy(lm/W)	Power(W/m)
LN-2835A-60-24-5W	24	W	4000	80+	431	86	5.04
LN-2835A-120-24-6W					525	88	6.0
LN-2835A-120-24-10W					862	86	10.8

Other Parameters

Model No.	LED QTY(pcs/m)	Max Run(m/inch)	Min Cuttable Length(mm/inch)	Standard Packing Size/Reel L*W(mm/inch)
LN-2835A-60-24-5W	60	21.0[826.77]	100.0[3.94]	21000X10[826.77X0.39]
LN-2835A-120-24-6W	120	21.0[826.77]	50.0[1.97]	21000X10[826.77X0.39]
LN-2835A-120-24-10W	120	16.0[629.92]	50.0[1.97]	16000X10[629.92X0.39]

Profile Drawings

Length Unit : mm/inch



Quick Connector

Aluminum Profile



LONG RUN SERIES-TUNABLE



LN-2835T-168-24-WN



IP Rating: IP22(N), IP64(WP), IP65(WS), IP67(WT), IP67(WHE), IP68(WE), IP68(WTS/WTU) | DC 24V | 5 yrs warranty

Optical & Electrical Parameters

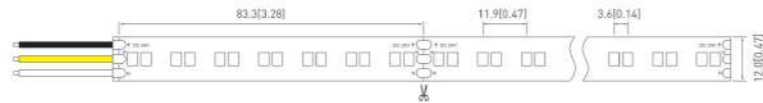
Model No.	Voltage(V DC)	Light Color	CCT(K)	CRI	Luminous Flux(lm/m)	Efficacy(lm/W)	Power(W/m)
LN-2835T-168-24-WN	24	W	3000	90+	702	115	5.76
		N	6500		683	113	5.76
		W+N	/		1345	113	11.52

Other Parameters

Model No.	LED QTY(pcs/m)	Max Run(m/inch)	Min Cuttable Length(mm/inch)	Standard Packing Size/Reel L*W(mm/inch)
LN-2835T-168-24-WN	168	14.0[551.18]	83.3[3.27]	15000X12 [590.55X0.47]

Profile Drawings

Length Unit : mm/inch



Aluminum Profile



LONG RUN SERIES-RGB



LN-5050B-60-24-RGB



IP Rating: IP22(N), IP64(WP), IP65(WS), IP67(WT), IP67(WHE), IP68(WE), IP68(WTS/WTU) | DC 24V | 2 yrs warranty

Optical & Electrical Parameters

Model No.	Voltage(V DC)	Light Color	CCT/Color Available(K/nm)	Ra	Luminous Flux(lm/m)	Efficacy(lm/W)	Power(W/m)
LN-5050B-60-24-RGB-A/B	24	R	615-630	/	122/118	25/25	4.8
		G	515-530		173/170	36/35	4.8
		B	460-470		48/43	10/9	4.8
		RGB	/		315/287	22/20	14.4

Other Parameters

Model No.	LED QTY(pcs/m)	Max Run(m/inch)	Min Cuttable Length(mm/inch)	Standard Packing Size/Reel L*W(mm/inch)
LN-5050B-60-24-RGB-A/B	60	9.0[354.33]/11.0[433.07]	100.0[3.94]	15000X12[590.55X0.47]

Profile Drawings

Length Unit : mm/inch



Aluminum Profile

